

THE CLEAR HOOTER!



NEWSLETTER OF THE CENTRAL COAST BRITISH CAR CLUB



Volume 41 Number 2, Feb., 2025

WWW.CENTRALCOASTBRITISHCARCLUB.COM

Meet Chris Hayes, your new CCBBC Vice-President. He did a complete restoration of this MGB



The first part of the article was last month. The conclusion starts on Page 7

BUSINESS INFO



GENERAL MEETINGS:

2025 Meeting Dates, first Tues of each month.
We will meet at the Black Bear Diner, 2401 E. Harbor Blvd. Ventura (in the old Carrows)

2025—Feb. 4, Mar 4, April 1, May 6

Board meetings take place according to the needs of the club, usually before or after the club's General Meeting; but as often as is deemed necessary at the discretion of the Club President at least 10 a year.

NEWSLETTER

THE CLEAR HOOTER is your Club Newsletter and it is published monthly. The deadline for submission of any camera ready or digital ads, stories, reports and information that you'd like to see in the next issue is the **23rd** of the month prior to publication. Items may be sent to the editor at: dtreid@gmail.com

For Sale ads are free to members. Non-members pay \$25. Ads run 3 months, unless otherwise indicated by the seller. Any commercial ad or to open a commercial account please contact Eric Baldwin, thebaldwins@roadrunner.com

Membership dues are \$40 to join and \$30 to renew yearly. Make sure we have your e-mail for newsletter deliveries. If you need to have one snail mailed to you please let the editor know, dtreid@gmail.com Extra \$15.00 for mailed newsletters, payable with your dues.

Central Coast British Car Club, Inc. is a NONPROFIT Mutual Benefit Corporation registered in the State of California

Your CCBCC Board Members For 2025

PRESIDENT

Ted Carlsen carlsen136@gmail.com.

VICE PRESIDENT

Chris Hayes
chrishayes2710@icloud.com

RECORDER Dave Reid

mgtc48@hotmail.com

TREASURER Chris Vujea

CCBCCbooks2017@gmail.com

ASSISTANT TREASURER Frank Powell

engineer@mycci.net

MEMBERSHIP

Pam Justin pjquilter1@hotmail.com

NEWSLETTER EDITOR

Terry Schuller dtreid@gmail.com

ADVERTISING & SPONSORSHIP

CHAIR Eric Baldwin

thebaldwins@roadrunner.com

WEBMASTER

Patrick Redd (805) 746-5379

CLUB PHOTOGRAPHER (non-voting)

Dave Reid mgtc48@hotmail.com

REGALIA & RAFFLE (Non Board member) Julie Root (805)676-1464)

THE CLEAR HOOTER! Is the newsletter of the Central Coast British Car Club, formerly The Central Coast Triumphs, founded in 1984 by Mrs. Lee Bloomquist and is a chapter of the VTR, Vintage Triumph Register

CENTRAL COAST BRITISH CAR CLUB
2674 E. Main St. #E 614,
Ventura, CA 93003



British Oddities

Looking for that next British car purchase, but not sure what to buy? Look no further, these British oddities will be sure to capture all of the attention at the next all British car show.

The Milk Float



A **milk float** is a vehicle specifically designed for the delivery of fresh milk. Today, milk floats are usually battery electric vehicles (BEV), but they were formerly horse-drawn floats. They were once common in many European countries, particularly the United Kingdom, and were operated by local dairies.

Reliant Scimitar SS1 (1984-1990)



The Reliant Scimitar was brought to the market to replace the MGB-shaped hole left in Britain’s hearts in 1984. It had a Ford CVH engine and independent suspension. It had all the ingredients to be a hit, but the build quality was poor and the Ford Fiesta engines only had 96 horsepower in the 1600 model. In 1986, Reliant ditched the Ford engines and offered a 1.8-liter turbocharged Nissan Silvia engine, but people had already made up their minds and sales plummeted.



Cuppa From Prior Page

Peel P50 (1962-1965)



With three wheels, the Peel P50 is regarded as the world's smallest car. It only has one door and one headlight, and was manufactured on the Isle of Man by Peel Engineering Company's owner Cyril Cannell. It was propelled by a 3 cu in (49.2 cc) DKW single-cylinder engine, which gave it a top speed of approximately 37 mph (60 km/h), and was equipped with a three-speed manual with no reverse. With only fifty Peel P50s ever being produced, one of the ultra-rare 1964 versions sold for over \$120,000 at auction.

1959 Opperman Unicar (1956-1959)



The Unicar was briefly produced by an English tractor manufacturer. Its appearance may have played a role in its limited success.

The first model was the **Unicar T**. It was the cheapest car at the 1956 London Motor show, and could be had without engine for £170. A complete car cost £400. The body was made of fiberglass, without a bonnet or boot lid, and mounted on a steel tube chassis. The engine was placed in the middle of the rear seating area with two small seats on either side of the engine. Since it had no differential for the rear wheels, the seats were placed close together. The brakes were mechanically operated. It was powered by a 328 cc Excelsior twin-cylinder, air-cooled, two-stroke engine producing 18 bhp (13 kW) and a top speed of 45 mph (72 km/h). Some early models had a 322 cc [Anzani](#) engine. About 200 were made.^[1]

DYTD

Drive Your Triumph Day



Drive Your Triumph Day - Monday, February 10, 2025

Dear Triumph Enthusiast,

February 10th, 2025, for Sir John Black's birthday.

I'm amazed at how DYTD has grown around the world, and why not? It's a fun event to get out and drive your Triumph with family, friends, and other Triumph owners. Remember, if you live in snow country and your car is in hibernation for the winter, you can still join in with a photo of your Triumph in the garage next to your snow shovel. Or as some have done in the past, they rolled their Triumph out of the garage even in some snow for a quick photo, then back in the garage.


Please send a high resolution JPG file to DriveYourTriumphDay@gmail.com. Also please try to email them in the first 10 days. I've received some several weeks to a month later and by the it's too late to add them to the collection.

Best Regards,

Rye Livingston

Activities Chairman - Triumph Travelers Sports Car Club

DriveYourTriumphDay@gmail.com
1960 Triumph TR3A



Grand Opening of Vons in Camarillo



CCBCC's first big event of 2025 was very successful! We had 29 cars, and 40 + club members come for the January 19, 2025 grand opening of Vons in Camarillo.

We met at the Camarillo train station for the short drive to Vons on Arneill Road where Dean Mead, the Vons District Manager, had corralled off an area for our mini car show in the parking lot.

We were greeted by Jenny, who had coffee, pastries and fruit for us to enjoy. Many, if not all of us at some point, went into the store to check it out. Wow, this is the biggest grocery store I had been into!

There were lots of booths giving out samples of Ice cream, street tacos, sourdough bread and many other food products. Most of the members did some shopping and then headed back out to hang out and chat cars.

The morning started out as an overcast day and chilly, but when the sun came out it was very pleasant, and a nice relief from the winds we had been having.

Vons is a big sponsor for our car show every year. They invited us to show off our cars during this grand opening and be obliged them in a big way.

Thank you, Eric and Amanda Baldwin, for arranging this fun event!



Rebirth of an MG by Chris Hayes Continued from last month



I had planned to do all the body work and paint myself, so built a spray booth in my garage. I had all the extraction fans, fine filters, and protective gear. I primed the car 100% and added back the under seal coatings. During the primer process I realized that as good as I had sealed the Spray booth from the rest of the garage, paint finds its way out. I have a gray epoxy floor, so didn't see it on the floor, but I knew the red color I has chosen would be so much more visible. Martin Keller connected me with Dave Wellwood to do the final paint. I took the shell, still on its rotisserie, to his shop, and we decided to paint all the interior, engine bay, boot, and underside first, then would do the exterior after assembly. Dave painted the car 5 days before his untimely passing. Such a Shock. We had talked at length about when to retire, as I had retired a few years previously, and we were almost the same age.



I refurbished the rear axle, front suspension, and did all the plumbing for brakes, fuel lines, and major electrical lines whilst the car was upside down on the rotisserie. So much easier than laying on your back under the car. After the car was put on its wheels, the engine, gearbox, and associated fittings were installed.



Rebirth of an MG by Chris Hayes cont.



My eldest son Chris had worked with a man called Ken Whitney in Newbury Park. Ken was an expert in auto wiring. He worked for Hot Rod pioneer, Boyd Coddington and his TV show American Hot Rod. Chris learned a lot from Ken and the many experiences doing complete custom wire projects. We started with a MOSS original wire harness, but soon abandoned it as there were so many changes to it to be made, adding relays etc. We chose a custom kit from Advance Auto-Wire. It's an excellent kit with all the relays and modern fuses as the fuse panel.



All the wires were up gauged to carry more current and color coded the same as a 1970 MGB Roadster. That way future trouble shooting would be much easier. All the wires are, to the maximum extent possible, hidden, so it cleaned the engine bay up considerably.




Rebirth of an MG by Chris Hayes cont.



Then the most anticipated moment of any project, the first engine start. It fired right up, as was expected as the engine was run on an engine stand at the engine builder before shipping it to me.

Martin then helped me connect with Steve Friedman, who was going to finish the exterior. Steve being as busy as he always is, it was hard to get a start date. So, I asked him if I could work with him doing the final bodywork. He agreed, so I spent some outstanding weeks working with Steve. Steve even let me paint some of the early coats in the booth with him. I got my car prepped and expertly painted. I learned a lot and gained a treasured friend.



Steve recommended an upholstery shop not far from his shop, so I sat down and drew up what the interior should look like. I got a lot of inspiration from my visit to Frontline Developments as I loved their interiors. I also decided I wanted everything in the interior to be leather. It's hard to believe but there are 6 full hides of leather in this little car. Manual and his team at Quality Upholstery in Ventura were excellent to work with and did a first-class job.



All that remained was all the final polishing and trim pieces, bumpers lights etc. There were plenty of much smaller decisions and actions that took place over the 10 years the project took. Plenty of downtime from it as work or family always took priority. Retirement helped with that.

Would I do another car to this level of restoration/modification, no I wouldn't. I am glad I did this one, and hope my dad got to look down on me while I was doing it. I ended up with a car I really enjoy.

The most enjoyable part was spending time with my three children who helped with the whole project. Ingrid, my wife brought hundreds of cups of tea and plates of biscuits to the garage, which helped immensely when I was getting frustrated with the English engineers who designed the car. They have a lot to answer for.

Final product: On the cover of this newsletter. Thanks to Chris for this write up and the pictures.

New Members, Welcome

Terry & Candida Tucker
Ojai
1973 Triumph GT6
1975 Triumph Spitfire
1996 Morgan 4

David & Jane McIlhaney
Thousand Oaks
1968 Triumph TR6

This brings us to an all time high of 164 members.

CCBCC Website Wins Award



For those of you who have not read Joel's club website reminder email, the club hosts a very nice website with an interactive activities calendar, information about the club and the annual car show, a tech page with member "How-to" articles, a member's only section, classifieds and more. Go to <https://centralcoastbritishcarclub.com> and browse.

Patrick Redd, a long-time member has been our Webmaster since the website's inception and has done a great job keeping the site current. He has done such a nice job that the Vintage Triumph Registry has recognized the CCBCC website with the "**Best Website**" award for 2024.

Send Patrick a congratulations and check-out the club's website.

Great work Patrick!

Cheers,
Ted



On The Road Again, the latest trip by Jon and Claudia in Iris Korbin



There is no good way to get out of California.

We picked east across the southern desert to Kingman AZ, Grants NM, Amarillo TX, and Fort Smith AR. The Temps in Needles CA was 116 degrees, and when we arrived in Kingman, AZ. The temperature was 106 degrees.

Iris did beautifully, Claudia and I suffered.

The drives to Grants, NM and Amarillo, TX were a little warmer than we would have liked but 80's instead of 100's.

Amarillo to Fort Smith was a good day, just a little long, and the U.S. Marshall Museum has changed its hours had close as we arrived, oh well, we'll do it another time. Leaving Fort Smith we headed through the middle of Arkansas, then through the cities of Branson and Springfield Missouri, beautiful country to drive a TR through.

We found an unusual fudge factory along the way, look at the pictures and you'll know what I mean.

We spent a couple of nights in Columbia Missouri, just relaxing and walking around town, everything we wanted to see had change to their fall hours and so we missed some cool stuff.

The drive through Indianapolis was a bit challenging for the road work and the signs that seemed to point in every direction, but we made it to Anderson Indiana for the night.

On the way to Port Huron Michigan we passed through Detroit without major difficulty, except for the poor condition of the roads. As we approached Port Huron we were surprised by a major traffic issue, many behind us just went around and drove on the shoulder to get to the exit.....we followed!

The clerk at the hotel said one of the double spans of the Blue Water Bridge was closed and therefore the other was one lane in each direction. She also suggested that we wouldn't have any trouble if we left before 6am, so we left at 5:30am and crossed into Ontario Canada. Since we left so early, the drive was dark and foggy, and we arrived at the hotel at 9:30am and the hotel was kind enough to let us check in early. It was Friday morning and we were the first arrivals, so we took a walk to the market and settled in.

We were going to be participating in the Toronto British Car Day as well as the 6 Pack Motoring Trials, slowly as number of British cars started to trickle in. Saturday more Trials participants started to arrive.

Sunday morning we all gathered at the hotel and drove the few miles to Bronte Regional Park for the British Car Day. It was a grand show of British steel with almost 900 British cars in attendance, along with almost 9000 visitors to the show. Mel Hildebrandt and I both drove from southern California and were given a special place to park. Both Mel and I were awarded the long distance award, it seems San Diego and Ventura are almost the same distance to Toronto, according to Google.

Monday morning the 6 Pack drivers headed for a scenic down the Canadian side of the Niagara River to the Peace Bridge where we crossed back into the US and returned to Niagara Falls for the night. Claudia and I took a walk to see the falls, it was spectacular.

The next day we took an architectural tour of Buffalo New York, including a Frank Lloyd Wright house, the terminus of the Erie Canal, and a fine Naval display, including the 'Sullivan' destroyer. Next was a visit to the Anchor Bar, the original 'Buffalo Wings' restaurant, where we were interviewed by the local TV station, and then to the Pierce Arrow Museum. Many cool cars and motorcycles and car stuff, even a Frank Lloyd Wright designed gas station. All on the way to the hotel in Geneseo New York.

On The Road Again, continued



The next morning Aaron Kuertz, Dave Connitt, Todd and Paula Burmudes, Matt Mullin and Claudia and I stopped in Watkins Glen and hiked the Watkins Glen Gorge. Dave and I didn't make it to the top but the others did and said we missed the most beautiful part. Matt said they climbed the equivalent of 38 flights of stairs. On to Corning New York.

The next day Claudia and I took the day off and worked on cleaning Iris for the car show on Saturday. The group took a lap or two on the modern Watkins Glen racetrack.

Early Saturday morning we all staged by class and drove to the show site, the fifth block of Corning's annual Harvest Festival, so lots of food and crafts. It was a beautiful day for a car show, partly sunny and warm. After the show a group of us headed to the Corning Museum of Glass, a spectacular display of glass from across the centuries of art glass making.

The Awards Banquet was the usual fair, good food, great conversation, give aways and awards for the Participants Choice car show. Iris had worn best in class a couple of years before so we received a Preservation Award as well as the Distance Award.

We had a great time, met a bunch of new (to us) TR6 owner, and got to catch up with friends made at our previous 6 Pack Trials events, and found out when and where the next Trials would be held. Planning has already begun!

Sunday morning we packed Iris and said our goodbyes, and headed to Pennsylvania, to run a family errand. It was a beautiful morning and the roads were great. We then headed to our first stop in Virginia, Front Royal. The next morning we spent some time on Skyline Drive in the search of distilleries, but the mild to heavy rain had begun and this kept us off the dirt/gravel roads.

Harrisonburg Virginia to Ashville North Carolina was another good day on the road, a little drizzle but plenty of sunshine. The next morning we had a reservation at the Biltmore Estate and the Dale Chihuly glass exhibit on the Biltmore grounds. It was a beautiful day and we enjoyed the house and a portion of the gardens.

Since we have not been to the Chihuly studio in Seattle this was an opportunity to see his work in person while enjoying the roads of Virginia and North Carolina. It was spectacular!

The day was cloudy and humid but no rain. Later in the day, after a short walk, the rain started. By dinner time it became very hard, and we got soaked walking just a block to the restaurant.

The news was saying that they were going to close the I40 the next day as a precaution. Our decision was should we stay and ride it out or get up early and head out of town.

Luckily we chose to leave early and try to beat the rain. We didn't beat the rain, and the I40 washed out just a short time after we passed, and it pounded rain on us half the way through Tennessee. By the time we arrived in Jackson Tennessee the rain had stopped, but it was in the forecast for the next day.


Just as we pack up for the drive to Fort Smith Arkansas it started to rain pretty hard and continued for the next few hours, until just before Little Rock Arkansas. Finally the weather changed as we arrived in Fort Smith, clear, sunny and about 80 degrees.

As it happens our travels sometimes go from one extreme to another. The Temps in Oklahoma Texas, New Mexico were hot, approaching the 90's. Arriving in Kingman Arizona it was 100 degrees and forecasted to be the same the next day. We got up early and were on the road by 6am, a long hot drive on our last day!

Jon, Claudia and Iris Korbin

7000 miles driven, 325 gallons of gas, 21.5 miles/gallon

Pictures from "On The Road Again" article





Suggestions for Runs, Brunches, Or Visits

We are almost at the first month of the year and the club has only one event planned. Below are numerous suggestions, some we have done in the past and others are new. We need the general membership to step up and offer to take charge of one so we can show off our rides. With 162 members, there are usually just 3-4 people who always are the point of contact for a run.

Suggestions include:

Bennet's Honey Farm, Filmore, contact info: (805) 521-1375

Santa Susana Depot, Simi Valley, contact info: (805)581-3462, www.santasusannadepot.org

Neptunes Net serves breakfast and lunch. Contact info: (310)456-3095, www.neptunesnet.com

Getty Villa, Malibu, contact info: (310)440-7300, <http://www.getty.edu/visit/villa/plan/>

Adamson House, Malibu, contact info: (310)456-8432

The Peterson Museum, Los Angeles, contact info: (323)930-2277, <https://peterson.org/visit/>

Leonis Adobe Ranch and Museum, Calabasas, contact info: (818)222-6511 or email karen@leonisadobemuseum.org.

The club only does about 9 runs a year. We usually do not do one in September as that is our car show and we have the teddy bear run in November, December is the Christmas luncheon.

If you would like to plan and lead one of these suggestions or have your own, please coordinate the calendar with Joel: j_bar_j@hotmail.com

Upcoming CCBCC Cars, Coffee and Garages

New one starting in March or April. Watch here for more info. If you would like to offer your garage? Check with Joel: j_bar_j@hotmail.com

Who Works on Wire Wheels, Need Parts???



All members have access to the member only section of the website:

<https://centralcoastbritishcarclub.com/member-info/>

Scroll all the way down to Suppliers and Services.

If you have used someone not on the list and like their service, let one of the board members know and we can get it added to the list.

Remember there is a password to get to that page, it is not for the general public!!



VALLEY BRITISH AUTO CLUB
presents the
**22nd ANNUAL
CLOVIS BRITISH
AUTO ROUNDUP
MARCH 29th & 30th, 2025**

"Central California's Premiere ALL British Car Show"

**..HONORING THE HISTORY of
an ICONIC BRITISH MARQUE..**



Register Online at:
www.motorsportreg.com
or Visit Our Website at:
www.valleybritish.org
Jon Brothers, President
559-765-5364

Register Here



In Conjunction with B.O.O.T.
10:00am Saturday Drive & Lunch
9:00am Sunday Car Show
and Antique Street Faire
All Raffle Proceeds
to Benefit Local Charity

**... FIRST 80 CARS - ALL BRITISH MARQUES ...
\$35 1st Car, \$20 2nd Car, \$20 Motorcycles
\$40 Day of Show**

My list of good parts/technical knowledge by David Bollen



English car parts have definitely had some recent major changes. First, we lost Victoria British LTD who definitely had one of the widest selections of British Car Parts. They became a part of Moss Motors who recently have partnered with Rimmer Bros. Further consolidation on the horizon?

In addition, my personal favorite Roadster Factory had a fire which pretty much wiped out everything. Lot of classic British cars gone and almost all of their inventory. Truly devastating as original owner Charles Runyan was always so helpful, deeply respected and would not hesitate to recommend someone else if he did not have part or to supply guidance. Or custom make the part.

All is not lost. In my restoration of my 1969 Triumph Spitfire and maintenance of other British cars I found you just have to do some research and ask around. I found there are quite a few knowledgeable individuals and was able to find suppliers of most parts needed. I found that most sellers get their parts from the same supplier so becomes more the logistics and of course pricing. Ex. Most quality wiring harness, electrical are from British Wiring.

In the past 35+ years of working on British cars I find we still have some great resources for parts and technical knowledge in addition to our TBCR members. From Woody at TWS Motors aka as The Wedge Shop for all Wedges, Rover related cars. Nigel at Spitbits for all our Triumph Spitfire owners. SNG Barrett for our Jaguar cars. Rimmer Bros and Moss Motors who tend to have a huge selection of parts and knowledge for most British cars. British Parts NW who supplies parts for a wide range of British cars.

Coming soon articles on frustration restoration/service knowledge, fun with parts and it's so nice to actually drive our old British Cars.

1. TS Imported Auto(Triumphs and MG parts) Good reputation

<https://tsimportedautomotive.com/>

2. TWS Motors aka The Wedge Shop (Specializes in Wedges TR7 and TR8, plus Land Rover and Rover V-8's) **NO ONE MORE KNOWLEDGEABLE ON WEDGES AND ROVERS THEN WOODY!!**

<https://www.thewedgeshop.com/>

3. British Wiring(Only place I would get a wiring harness, electrical from), Note they also do motorcycles

<https://www.britishwiring.com/>

4. Spitbits(Nigel) Spitfires of course

<https://www.spitbits.com/>

5. British Parts Northwest(Love em!!)

<https://bpnorthwest.com/>

6. SNG Barratt(for Jaguar parts and technical knowledge)

<https://www.sngbarratt.com/>

7. Rimmer Bros. (good if ordering lot of parts, expensive shipping and handling)

<https://rimmerbros.com/>

I do not include Roadster Factory due its terrible fire but love them. Moss not included for obvious reasons. Victoria British no more, etc.

**CALIFORNIA HEALEY WEEK 2025
SAVE THE DATES, BUT BOOK YOUR CABIN NOW**



THE REDWOODS IN YOSEMITE

Tuesday, October 7 to Friday, October 10, 2025

For *Healey Week 2025* we are returning to the **Redwoods in Yosemite** where we held a very successful event in 2016. For those of you who did not attend in 2016, the Redwoods is a private cabin community within Yosemite National Park, *the only private accommodations in the Park*. Located in Wawona, near the South Entrance, the Redwoods offers a variety

of cabin options, many of which are multibedroom where you can share with your friends and save. Those not into the “cabin” thing may book at the nearby **Wawona Inn** (2.0 miles) and still participate in all the CHW activities. Another option is the **Tenaya Lodge** (9.0 miles).

Next year’s event is being dubbed “**Healey Week Lite**”. It’s a three-day, three-night Meet with some new twists. There will be a *Virtual Car Show* (there really isn’t a good Car Show location within 25 miles), and no Gymkhana, but we will have our ever-popular **Poker Run through Yosemite Valley, a Glacier Point Tour, Funkhana, and several other Scenic Drives** available. Plus, we have some new and fun events planned for the **Social**

Center during the afternoons and evenings. And **an optional Lunch and Tour at the magnificent Ahwahnee Hotel**.

For those of you wanting a longer stay, you may book in a day early or stay a day longer for the *same nightly rate*. Anyone looking for a longer Tour may wish to join David Nock for a **four-day “Pre-Tour”** (details to follow).

REGISTRATION WILL OPEN SOON

BUT NOW IS THE TIME TO START BOOKING CABINS

Here’s how it’s done. **Step One:**

Click on the Button Below marked “**Cabin Map**”. You may want to print this out. Note the location of the Event Center on the map. Some cabins are much closer to the Event Center than others.

Step Two: Click on the Button Below marked “**Cabin List**”. This will open a list of all the cabins offered. Search for the size of cabin you want and check the location. *Clicking on the name of the cabin will take you directly to a webpage* where you can view the cabin details.



Note: The Column marked “**Sleeps**” is accurate only if you use every available sleeping space, including couches, roll aways, etc.

Note: The column marked “**Cost for 3 nights**” is the cabin rental only, not including 13% occupancy tax, a \$99 damage waiver and a cleaning fee which varies by cabin size (usually \$150 - \$200).

Note: The column marked “**Cost per bedroom per night**” is based on the number of bedrooms listed, not the “sleeps” number.

Note: If you are trailering, ask for a cabin with **trailer parking**. Otherwise trailer parking is very limited.

Important Note: The column marked “**Status**” will tell you if the cabin is already booked. Also, if a booked cabin has available bedrooms, this might be listed. This form is updated regularly, but any cabin may have been booked since the last update, so it’s good to have a 2nd choice selected.

Step 3: Click on the button below marked “**Redwoods Rules**” and read all the terms and conditions.

Step 4: Call The Redwoods and book your cabin. **877-753-8566. Be sure to tell them you are booking for the Austin Healey California Healey Week.** Event check-in is Tuesday, October 7. Check-out is Friday, October 10. If you want a longer stay, you may book in on Monday, October 6 and/or check out on Saturday, October 11 at the same nightly rate.

[Redwoods Cabin Map](#) | [CHW 2025 Cabin List](#) | [Redwoods Rules](#) | [Save the Date](#)

[Offline Road Map to RIY](#)

More information:

The Redwoods in Yosemite <https://redwoodsinyosemite.com/>
Steve Kirby sackirby@pacbell.net

NOT FEELING THE CABIN THING?

Check out the nearby **Wawona Hotel**. A classic Victorian property with a good restaurant. Less than two miles. <https://www.travelyosemite.com/lodging/wawona-hotel/>

Note that not all the hotel’s rooms have ensuite bathrooms!

Note: The Wawona is closing in December for renovations. The hotel is currently not taking reservations for 2025. It is expected to reopen certainly by our event and you can book later.

Or

The Tenaya Lodge. An upscale alpine hotel with plenty of room and food options. Nine miles.

<https://www.visittenaya.com/>

No special rates at these hotels.

Notification will be sent when the Event Registration Opens.

CALIFORNIA HEALEY WEEK 2025 is co-sponsored by the **Golden Gate Austin Healey Club** and the **Austin Healey Association of Southern Ca**



2061 W Nicolet St . Banning, CA 92220



We are British Sports Car Specialists

Comprehensive Line of Quality Replacement Parts for British Cars

Front & Rear Disc Brake Conversion Kits

Big Disc Brake Upgrades

Performance Parts & Accessories

Distributor for Wilwood Disc Brakes



Classic Car Alloy Wheels



We Specialize in Morris Minor Parts



Check out our website

www.olphartz.com

olphartz51@gmail.com

Our Technicians have a vast knowledge of the British Marques and are factory trained. When you call us, we know your car and can answer your questions.

Call Today 951-797-0730



*Classic Car Parts, Innovation & Performance
Serving the British Car Market
For 2 Decades*



Service-Repair-Maintenance-Restoration-Sales

Pre-war/Classic/Contemporary


45 years of servicing British, European and American classics

**640 Marsh Street
San Luis Obispo**

**(805)-544-2277
BRITISHSPORTSCARS.COM**

Visit beautiful SLO and get your classic attended to by professionals

Proud Sponsor of the 2024 CCBCC annual car show





VENTURA

A higher expectation.


www.JLRventura.com



3190 Perkin Ave. Ventura, CA 93003



Classic British & Jaguar Parts



Shop Online at MossMotors.com

CCBCC MEMBERS ONLY TECHNICAL SUPPORT



The following Club members have **very generously volunteered** to be technical advisors for the club. Please reach out to them if you have questions about a make or specific model or need technical assistance.

Jean Preis

ASE certified mechanic
Jaguar, Land Rover, all makes, electrical issues
katwrench@aol.com

Kelvin Dodd

Tech support for Moss Motors
MGA-MGC, all makes, electrical issues
KelvinD@roadrunner.com

Joel Justin

Lifetime Triumph devotee
Triumph TR2, TR3, TR4, TR6, GT-6 General information
J_bar_J@hotmail.com

Gerald Davies

Owner
TR6, TR7 & TR8 General information
d90man@aol.com

Paul Wittrock

Previous owner
TR3A General information
wittrock.paul@aol.com

New Monthly Articles, Need Submissions



Eric Baldwin had a great idea for a monthly article. A few paragraphs of your very first British Car. You may not have a picture from this time; but there are stock photos of all British Cars on the web.

Please submit article and picture(s) to dtreid@gmail.com

I am sure you all have stories to tell. I'll correct spelling and punctuation for you.

All 162 members had a first British Car. Maybe it is your daily driver currently, a show car, does not matter, please send me a small or large article with a pic or two for the newsletter.

Ted Carlsen also has an idea for a new article, what is the current work you are doing to your LBC?

Please send text only in Word and send pictures JPG's separately as attachments with indicators where they go in the article. Send captions separately for the pictures numbered so I know where to put them!

Cars and Coffee, next one Feb. 22, 2025, 8-10



Cars and Coffee at Crossroads Church will be on the fourth Saturday of the month. We just established a public Facebook page <https://www.facebook.com/groups/948827036240338> and we will be posting photos and announcements concerning the event. The address is 161 Plaza la Vista in Camarillo, and the facility is on the corner of Outlet Center Drive and Plaza la Vista. We will have coffee and donuts available for a donation and if you want Starbucks there is a Kiosk in the outlets about a two-minute walk from the church, it also opens at 8 which is why we scheduled our event from 8 -10 am.



Cars and Coffee Ojai, Next one Feb. 9th, 2025, 8-11

Ojai Cars And Coffee events take place in a gorgeous setting in the parking lot of the Westridge Midtown Market. They happen every second Sunday of the month. 131 W. Ojai Ave. Ojai, CA

Vintage Photo





UPDATE

Triumph Travelers has firmed up the dates for their 2025 Sierra 180 event. The 2024 event was a resounding success and they are inviting TCSC to join them in '25. The drive dates are May 12-14, 2025.

The 2025 180 : A two-day tour based around Auburn with some of the best roads and views in the Sierra Nevada. May 12: Pre-drive late afternoon reception in Meadow Vista. May 13: Day 1 - 180+ miles from Meadow Vista to Nevada City via Downieville. May 14: Day 2 - 100 miles from Auburn to the Placerville area via Georgetown, the American River, and Salmon Falls. If these names are unfamiliar to you think NE of Sacramento -- think ***GOLD COUNTRY!***

Discount accommodations in Auburn at the retro Foothills Motel. Call (530) 885-8444 to get \$40 off the regular \$175 rate when you quote "Sierra 180". Other rates available with similar discounts from \$110 per night. <https://foothillsmotel.com>

TCSC members are welcome to sign up for the Sierra 180 here: <https://triumphtravelers.org/Activites/actperp/activityList.php>

Please write in your club name in the comments

Foothills Motel link- <https://foothillsmotel.com/>

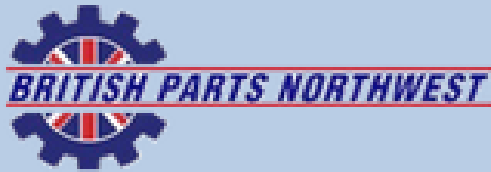
TCSC sign up link- <https://triumphtravelers.org/Activites/actperp/activityList.php>

Contact Carl Miller with any questions-

Thank you to our Car Show Supporters for 2024



MOSS MOTORS, LTD.



Wescom proudly supports the
Central Coast British Car Club



CONNIES HOTDOGS



More Car Show Sponsors



Channel Islands Yacht Club



Brett Hyatt
GENERAL MANAGER

1601 SOUTH VICTORIA AVENUE OXNARD, CA 93035
805.985.1340 805.985.1360(FAX)
yolandasoxnard@yahoo.com brettyolandas@gmail.com
yolandasmexicancafe.com



1125 Maricopa Hwy
Ojai CA 93023
805-646-4669

Danny, Manager



Bakery Deli Meat & Seafood Floral Produce
Pet Supplies Beer, Wine & Liquor
Online Shopping

DAVID JURY AUTOMOTIVE



Imported Autos

Toyota & Lexus in addition to Mercedes-Benz, BMW, Volvo & Mini Cooper
All parts and service guaranteed, Locally owned and operated
Open Monday-Friday, 7:30-4:00

805-649-4576

DAVIDJURYAUTOMOTIVE.COM

Call for appointment

222 Riverside Road in Oak View



How about an article for the newsletter??? I know you have something to say about your car, a trip with your car, an outing, a technical article. I am sure you must have a picture of your drive that you would like to see on the cover of the newsletter.

I am attempting to put out a newsletter every month, there may be times I miss a month due to being away.

The newsletter is a vital piece of communication to keep members informed of what is happening within our club and lists events that are happening that may be of interest to club members.

I would like to feature one member's British car on the cover of each newsletter. If you would like your ride displayed on the cover, please send me a high resolution picture of it in a nice place (not just the parking lot at work!!) to dtreid@gmail.com

Thanks to all who have sent front cover pictures. I have a few ahead of time; but will always accept your car pic and a short write up about it.

ARTICLES NEEDED:

The newsletter is in need of articles on anything to do with the club or British cars. Please use Microsoft Word and save as a document. If possible use font Arial, size 12 and do not do any formatting, just paragraphs of words. Send pictures separately with indication where they go in the article.

Some Interesting Links



These links were seen in a Triumph club newsletter Washington state.

With the driving season coming up, it will be here soon in spite of the erratic weather now, these tips just might help you make your ride shine a little brighter.

1) LED lights in your Classic. Good info, even though they don't mention the turn signals which are way more complicated.

<https://classicmotorsports.com/articles/how-run-led-headlights-and-taillights-your-classic/>

2) Using bamboo skewers in detailing your car.

<https://classicmotorsports.com/articles/bamboo-skewer-effective-inexpensive-detailing-secr/>

3) This was a well done article on saving old paint, certainly cheaper than a paint job!

<https://classicmotorsports.com/articles/6-steps-better-paint/>

It's interesting how lithium batteries are recycled. - <https://www.youtube.com/watch?v=s2xrarUWVRQ>

Here's a link to an article in Classic Motorsports about engine oil.

<https://classicmotorsports.com/articles/ask-oil-expert-industry-specialists-set-record-str/>

Please Support Our Car Show Sponsors

Classic British Sports Car Service

Quality Mobile Repair By Appointment

Walter Bacall

661.237.3500

ARD299718



Serving Ventura County

24-hour Emergency Road Service

Ruben Sanchez

DAVID JURY AUTOMOTIVE



Imported Autos

Toyota & Lexus in addition to Mercedes-Benz, BMW, Volvo & Mini Cooper

All parts and service guaranteed, Locally owned and operated

Open Monday-Friday, 7:30-4:00

805-649-4576

DAVIDJURYAUTOMOTIVE.COM

Call for appointment

222 Riverside Road in Oak View



12801 Rangoon Street
Arleta, CA 91331

1251 Doolittle Drive
San Leandro, CA 94577

Tel: (818) 504-3355

Fax: (818) 504-3360

ANTHONY MILES

Cell: (661) 510-8209

anthony@mileschemical.com

www.mileschemical.com

PACIFIC CARBURETOR . CO



6353 Ventura Boulevard
Suite #1 Ventura, CA 93003

805.644.9441

Mon. thru Fri. 9 AM to 6 PM

Wescom proudly supports the Central Coast British Car Club

Visit us:

1861 E. Ventura Blvd.
Oxnard, CA 93036

WESCOM

1-888-8WESCOM (1-888-893-7266)
www.wescom.org



NCUA

Anyone who lives, works, worships, or attends school in seven Southern California counties is eligible to open an account at Wescom. Account opening and Visa® Check Card subject to verification by CheckSystems, a consumer reporting agency; Primary Payment Systems, an independent verification service; and Credit Union approval. A \$1 deposit to a Regular Savings Account is required.

Steve's Auto Care

Steve Friedman

3735 Transport, Unit C
Ventura, CA 93003

(805) 650-9752

Friedman1010@gmail.com



805-649-2830 Phone

805-649-4838 Fax

fredstireman@yahoo.com

545 N. Ventura Ave.

Oak View, CA 93022

Please Support Our Car Show Sponsors



VONS®


1125 Maricopa Hwy
Ojai CA 93023

805-646-4669

Danny, Manager



**Bakery Deli Meat & Seafood Floral Produce
Pet Supplies Beer, Wine & Liquor
Online Shopping**




GET YOUR ART GROOVE ON

Automotive fine art pigment prints in your choice of exterior/interior colors including a selection of accessories to further personalize your print.

Available as:

- Open or limited edition fine art pigment prints
- Limited edition translucent ink on brushed aluminum prints
- Limited edition large-scale, dye-sublimated displays



sportscarart.com

MG – TD – TF Parts for Sale

Unused new rear leaf springs

Rear shock absorbers

Front brake drums

Wire wheel hubs. 2 right front and 2 left front and 1 left rear

Bob Ives Cell: 805-990-5302

FREE: Heavy duty tow bar for a Triumph TR6. Great for towing without a trailer!

Contact Randy Manes at 3hotwires@gmail.com





Central Coast British Car Club Regalia

Baseball caps – 15.00
Key Fob - \$10.00
Grill badge is 30.00

License Plate Frame – 30.00
Lapel Pin – \$3.00
Patch and sticker 2.00 ea.

Silk-screened Items:

Please note - there is a new vendor for the silk-screened items and the cost has gone up, we have a limited amount of old styles still available and only the costs for items we have currently in stock of the new style. Please check with Pam on availability.

Sleeve T-Shirt - \$8.00(S-XXL) New style – 20.00

Long Sleeve T-Shirt - \$12.00(S-XXL)

Polo Shirts - \$13.00(S-L) \$15.00(XL & XXL) New style 30.00

Crewneck Sweatshirt – \$16.00(S-L) 21.00(XL & XXL)

Hooded Pullover Sweatshirt – \$22.00(S-L) 27.00(XL & XXL)

Full Zip Hooded Sweatshirt- \$27.00(S-L) 32.00(XL & XXL) New style – 50.00

There is a limited amount of Regalia at each monthly meeting or contact Pam Justin at pjquilter1@hotmail.com or 805 750-3068 to order. Provide your name, size and item.

In addition to our silk-screened regalia above, we are now offering for members, high quality club regalia. Lisa Rizzo at Ventura Custom Embroidery has our logo on file and can make almost any kind of regalia desired.

Club business cards available, no cost, keep a few in your car to give to people who might like to join.